


# PC-MAN


by  
Greg J. Kuperberg


To start game insert PC-Man disk (label side up) into drive A of your IBM PC and turn your computer on.


## Controlling PC-Man:

### For keyboard play:

UP: E, I, or 

DOWN: D, J, or 

LEFT: K, A, or 

RIGHT: L, S, or 

**For joystick play:** The stick controls the movement of PC-Man.

## Special keys:


CTRL-J: Joystick Adjustment

CTRL-NUM LOCK: For pause during play

CTRL-S: Toggles sound on and off

CTRL-BREAK: To start new game

## Scoring:

- 10 points
- 50 points
-  200, 400, 800, or 1600 points

Requires an IBM Personal Computer, graphics board, color monitor or television, and 48K RAM.

This program is fully guaranteed. If the disk ever fails to boot, return it to Orion Software, Inc. for free replacement. If the disk has been physically damaged, please include five dollars for replacement.

**ORION**   
**SOFTWARE**

P.O. Box 2488  Auburn, AL 36831-2488  
(205) 821-5113